



Vodacom Open Office 2018

The future is exciting.
Ready?

Welcome



Disclaimer

The following presentation is being made only to, and is only directed at, persons to whom such presentations may lawfully be communicated ('relevant persons'). Any person who is not a relevant person should not act or rely on this presentation or any of its contents.

Information in the following presentation relating to the price at which relevant investments have been bought or sold in the past or the yield on such investments cannot be relied upon as a guide to the future performance of such investments. This presentation does not constitute an offering of securities or otherwise constitute an invitation or inducement to any person to underwrite, subscribe for or otherwise acquire securities in any company within the Group.

Promotional material used in this presentation that is based on pricing or service offering may no longer be applicable.

This presentation contains certain non-GAAP financial information which has not been reviewed or reported on by the Group's auditors. The Group's management believes these measures provide valuable additional information in understanding the performance of the Group or the Group's businesses because they provide measures used by the Group to assess performance. However, this additional information presented is not uniformly defined by all companies, including those in the Group's industry. Accordingly, it may not be comparable with similarly titled measures and disclosures by other companies. Additionally, although these measures are important in the management of the business, they should not be viewed in isolation or as replacements for or alternatives to, but rather as complementary to, the comparable GAAP measures.

This presentation also contains forward-looking statements which are subject to risks and uncertainties because they relate to future events. These forward-looking statements include, without limitation, statements in relation to the Group's projected financial results. Some of the factors which may cause actual results to differ from these forward-looking statements are discussed on slide 59 of this presentation.

Vodafone, the Vodafone logo, M-Pesa, Connected Farmer, Vodafone Supernet, Vodafone Mobile Broadband, Vodafone WebBox, Vodafone Passport, Vodafone live!, Power to You, Vodacom, Vodacom 4 Less and Vodacom Change the World are trademarks of Vodafone Group Plc (or have applications pending). Other product and company names mentioned herein may be the trademarks of their respective owners.



Our strategy

- Deep understanding of our customers & their needs
- Data growth
- Propositions to lead in chosen segments
- Enterprise



Segmented Propositions

- Leading Telco with the best network and best technology



Best Technology

- Build digital organisation of the future underpinned by innovation, agility, and new skills



Digital Organisation & Culture

Best Customer Experience

- Seamless, personalised, One channel
- Digital customer experience



- Build a brand with a purpose
- Customers that love Vodacom
- Sustainability pioneer
- Leader in transformation and BEE




Our Brand and Reputation

Fintech & digital services

- Grow M-Pesa, payments and lending in SA
- Grow and digitise current insurance offerings and expand other services
- Reasons to consume – platforms
- Own the Household (convergence)
- Consumer IoT
- Enterprise digitalisation (AI, machine learning)




Showcases



Technology

- The best network
- Proud history of “firsts”
- Demistifying 5G
- Smart capex planning




Retail and service

- Creating a frictionless environment for our customers
- Empowering customers with relevant information
- Driving personalisation for each customer
- A digital online first experience
- Introduction to Tobi




Showcases



Digital services

- Creating digital experiences for our customers
- Platforms and ecosystems
- Embracing partnerships
- Unique content distribution




Fin tech

- Africa's biggest payment platform
- Insure, pay and lend





Showcases



IoT / Enterprise

- Partner of choice for enterprise digitalisation
- A new way of engaging – vertical specialist
- Enabling the digital journey for businesses
- Unlocking IoT potential



Big data

- Rapid advancement
- Expanding our use cases
- Empowering the business
- Driving relevance for our customer

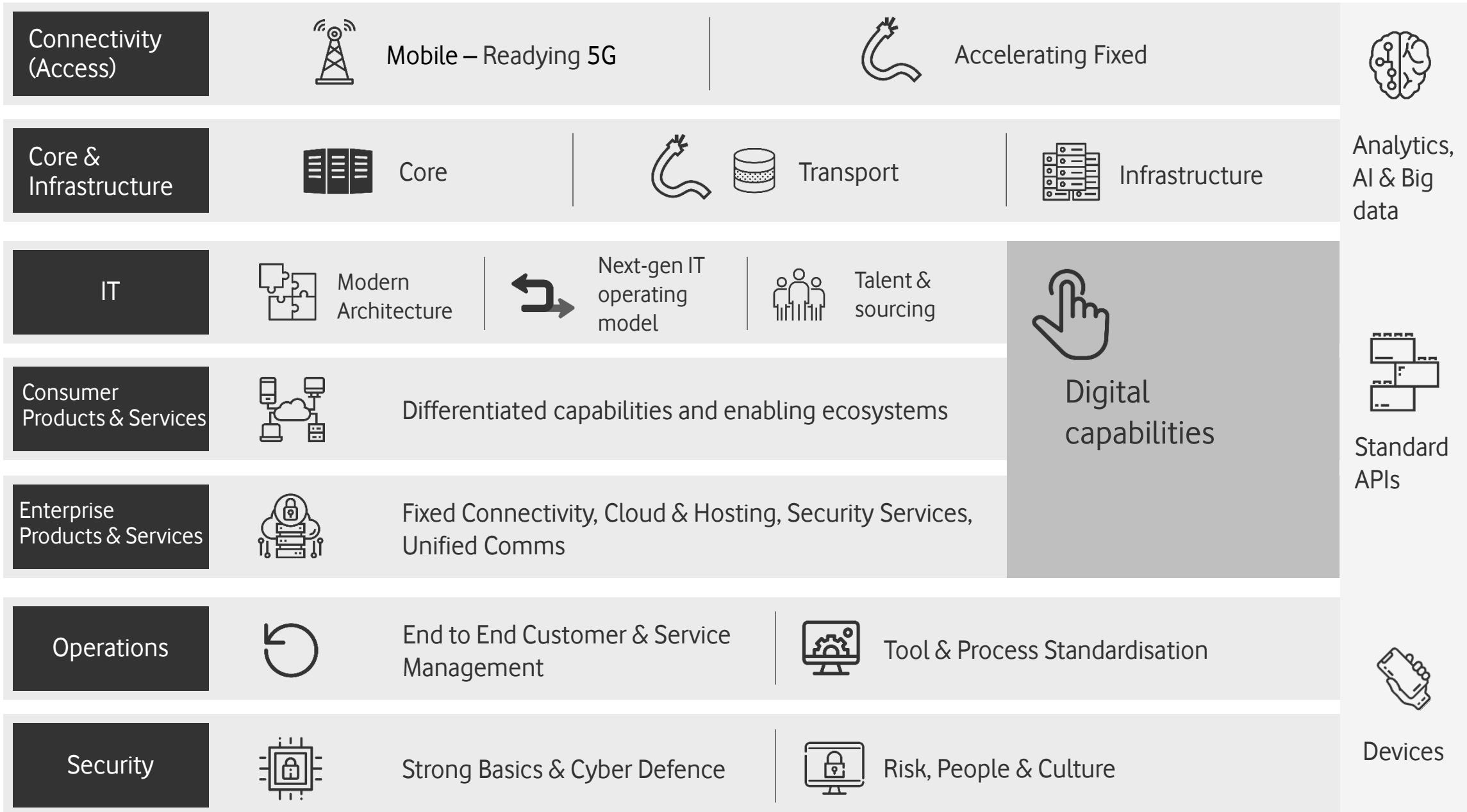




Vodacom Group Technology Investor day 2018

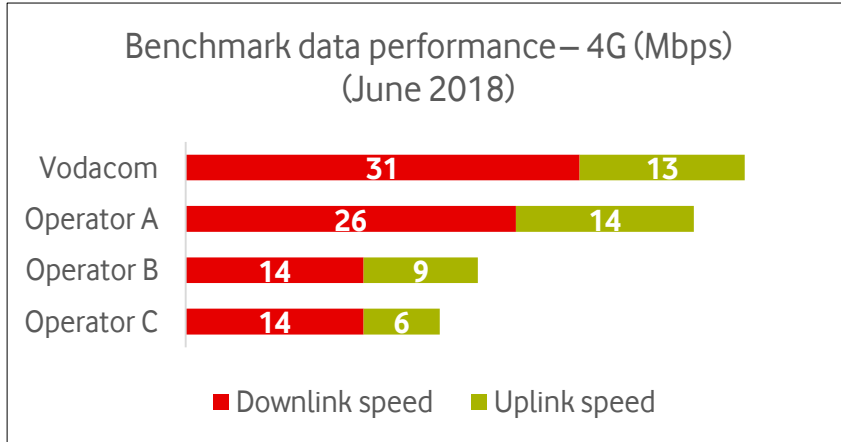
The future is exciting.
Ready?

Technology 2020 key building blocks supporting the vision

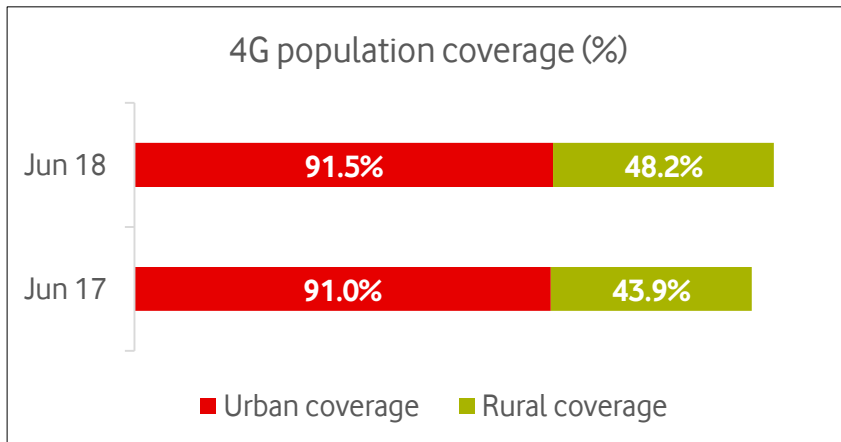


What have we achieved so far

South Africa



Source: Ookla June 2018



Investor day | September 2018

International

Data speeds (Mbps) June 2018		
	Vodacom	Next best competitor
Tanzania	12.3	8.6
DRC	8.9	9.2
Mozambique	7.3	6.0
Lesotho	41.2	22.3

Source: Ookla June 2018

- Maintained overall NPS position in International operations
- First operator in Africa to reach >80% population coverage on 4G
- Launched Vodafone's first customer service chatbot named TOBi
- Secured 700MHz spectrum for 4G services in Tanzania
- Launched 4G services in DRC
- Renewed and converted spectrum licences into a single technology neutral license in Mozambique
- 1st in Africa to launch 5G commercial service in Lesotho





Vodacom Open Office 2018 Technology presentation

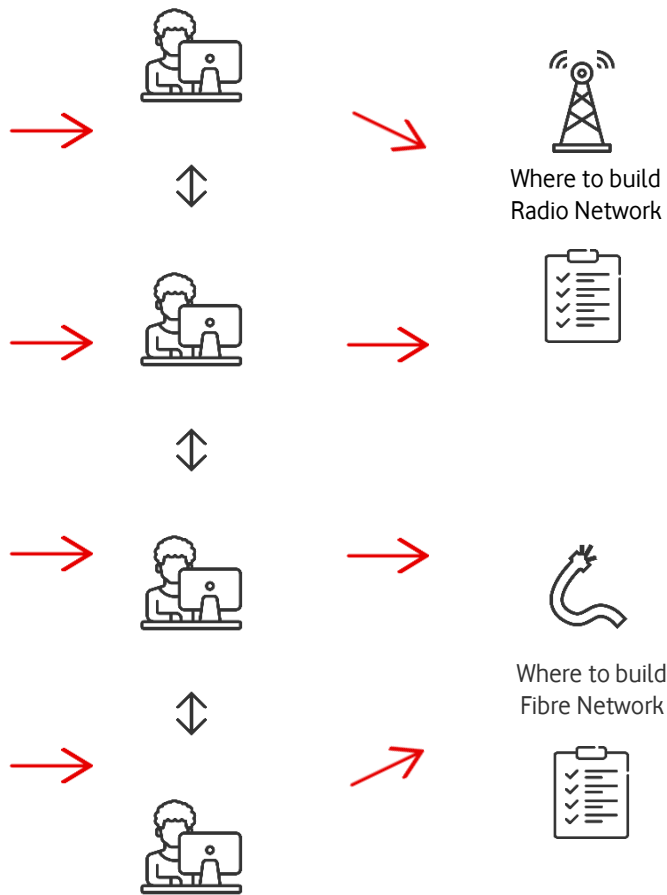
The future is exciting.
Ready?

Technology | Smart Capex Planning

Legacy Planning

Planning Criteria

19 Data Sources



Big Data analytics and Machine learning:

Data Ingested
GB to TB
1000x ↑

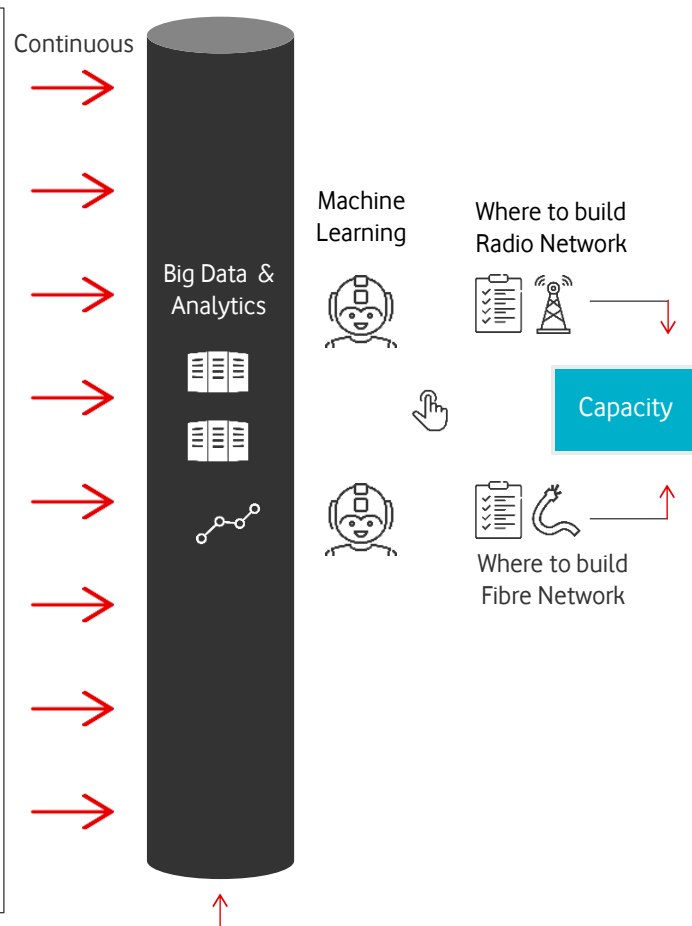
Opex Efficiency

Capex Efficiency

Smart Capex Planning

Planning Criteria

43 Data Sources





Big Data & Analytics
Automation
Data driven decision making

Speed of Execution

Weeks to Hours



ROI maximisation

>10% uplift target



Improved Customer Experience

Network NPS uplift





Africa's first 5G

Ultra-fast, hyper-speed
internet connection

5G



Technology | What is 5G?

Characteristics

Enhanced Mobile Broadband

- >20Gbps peak speed; 100+ Mbps user experience
- Extreme capacity







Mission Critical Control

- Ultra-low latency: 1ms
- Optimised applications hosted at the edge

Massive IoT

- Billions of devices: 1 million / km²
- Long life (10 years); very low cost

Spectrum

	Hot Spot	Urban	Sub-urban	Rural	
					
700 MHz (Coverage)		<input checked="" type="checkbox"/>	<input checked="" type="checkbox"/>	<input checked="" type="checkbox"/>	2020 (Digital Dividend)
3.5 GHz (Coverage & Capacity)	<input checked="" type="checkbox"/>	<input checked="" type="checkbox"/>	<input checked="" type="checkbox"/>		?
26 to 28 GHz (Capacity)	<input checked="" type="checkbox"/>				Existing (Re-farm)

Use-cases



- Fixed Wireless Access
- Augmented / Virtual reality



- Precision farming
- Remote telemedicine
- Industrial robotics



- IoT wearables
- Connected cities



Investment



- Will not require a step-change in investment
- Evolution based on existing infrastructure and systems



- Require additional spectrum
- Re-use of radio site grid
- 5G is a natural evolution of 4G
- New antenna technology drives 5G performance



- Existing 4G core will be upgraded to support 5G
- Mobile Edge Computing
- E-Band microwave, expand fibre, upgrade equipment (10/100 Gbps)





Vodacom Open Office 2018 Commercial Operations Strategy

The future is exciting.
Ready?

Our Digital Ambition

1 **Deliver** best customer experience

2 **Empower** customers through Digital

3 **Improved** NPS

4 **Improved** cost utilisation



Digital Care Framework



Eradicate

Eliminate contacts (Calls, SRs, Messaging) from customers.



Frequency of Calls (FOC)



Digitise

Reinvent service design & add capabilities to reduce steps and time to complete activities.



Average Time to Complete (AHT)



Automate

Fully complete & resolve service requests and activities using automation technologies.



Unassisted Completion (UC%)



Steer

Proactively manage service requests, steering customers to optimal channel and experience.



Productivity Channel Mix



Specialise

Specialise & empower staff to deliver high involvement services, supported by AI.




Productivity Attrition, (eNPS)

[PREDICT]

Application of Machine Learning to predict, pre-empt

and proactively manage customer contacts





**Key
performance
indicators**

Strategic Pillars

Increase MyVodacom App penetration

Reduce call volumes

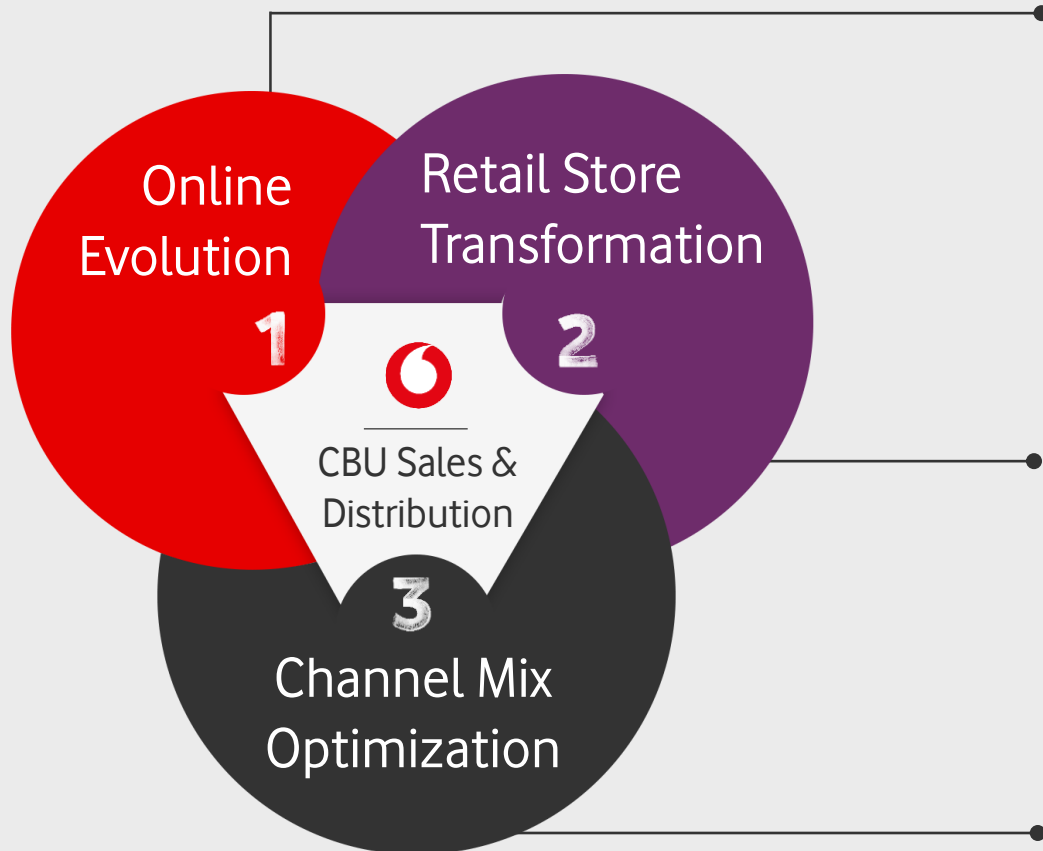
Drive growth via online and upgrades



Vodacom Open Office 2018 Sales & Distribution Strategy

The future is exciting.
Ready?

Strategy – CBU Sales and Distribution



- Increase **Online contribution** (postpay acquisition and renewals)
- **Automated Online / App journeys:** Upgrades, New contracts, Accessories
- **Digital Sales assistance**

- Smart Retail Experiences: **Start Online, finish in store**
- People Retail transformation
- **Store rationalization**
- BEE transformation in retail

- Increase **National Chains** and **Franchise contribution** in prepaid
- Reduction in prepaid **SIM wastage**
- **Reduce commissions** on prepaid recharge vouchers



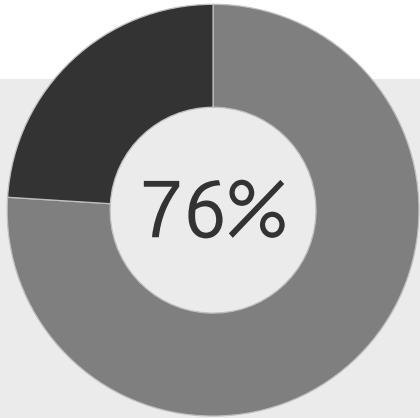


Vodacom Open Office 2018 IoT Strategy

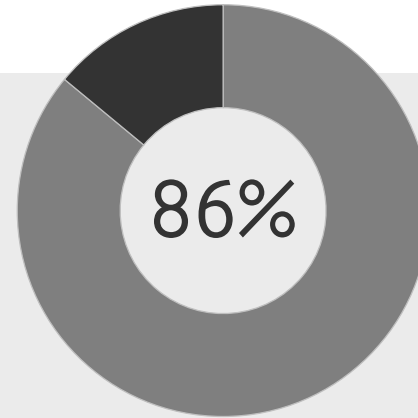
The future is exciting.
Ready?

Introduction | IoT is already here, in one form or another

IoT is transforming the way organisations work



76% of all the companies we interviewed say that IoT will be **“critical”** for the future success of any organisation in their sector



86% of companies using IoT say they are **seeing “significant”** ROI

9bn

35-50bn

Today

Number of connected devices, globally

2025



**Vodafone M2M Barometer 2016 survey: m2m.vodafone.com/barometer2016*



Market sizing | How big will this get in South Africa?

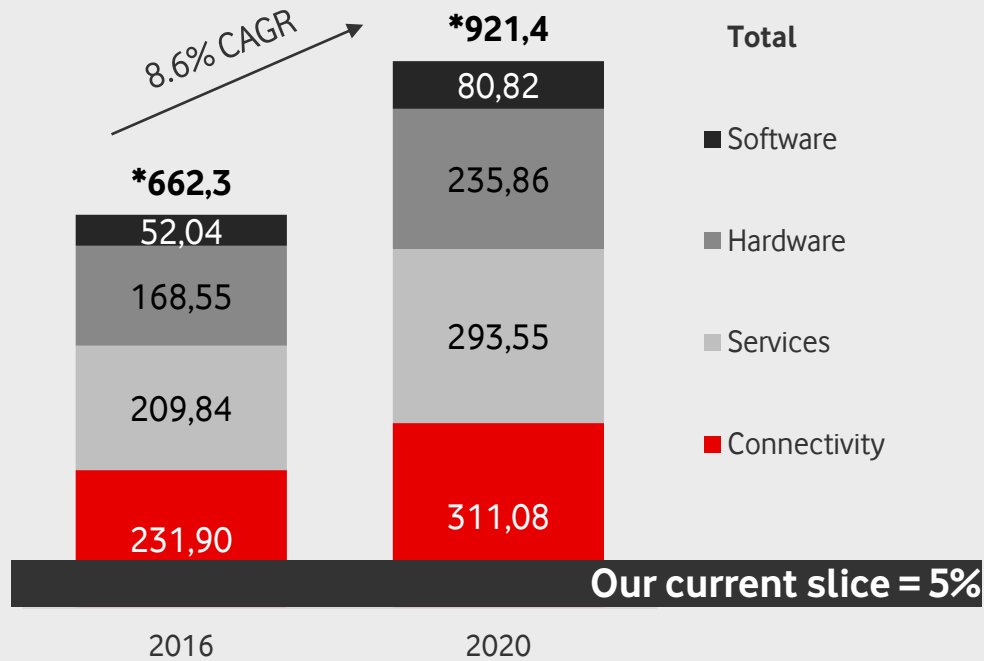
Traditional bottom up approach to sizing

€0,9bn

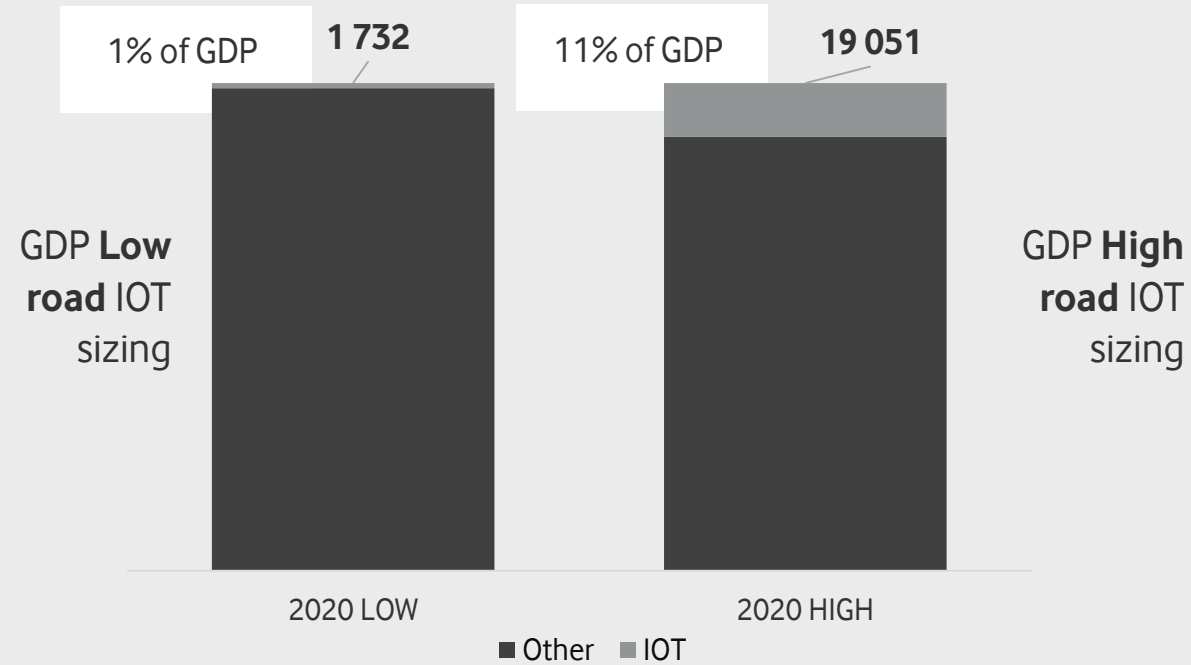


Top down approach to sizing

Up to €19,1bn



*Could only size 30% of services; included mobile and fixed access



Estimated that **IoT will make up 11% of global GDP by 2025**, of which 40% requires inter-vertical (industry) operability.

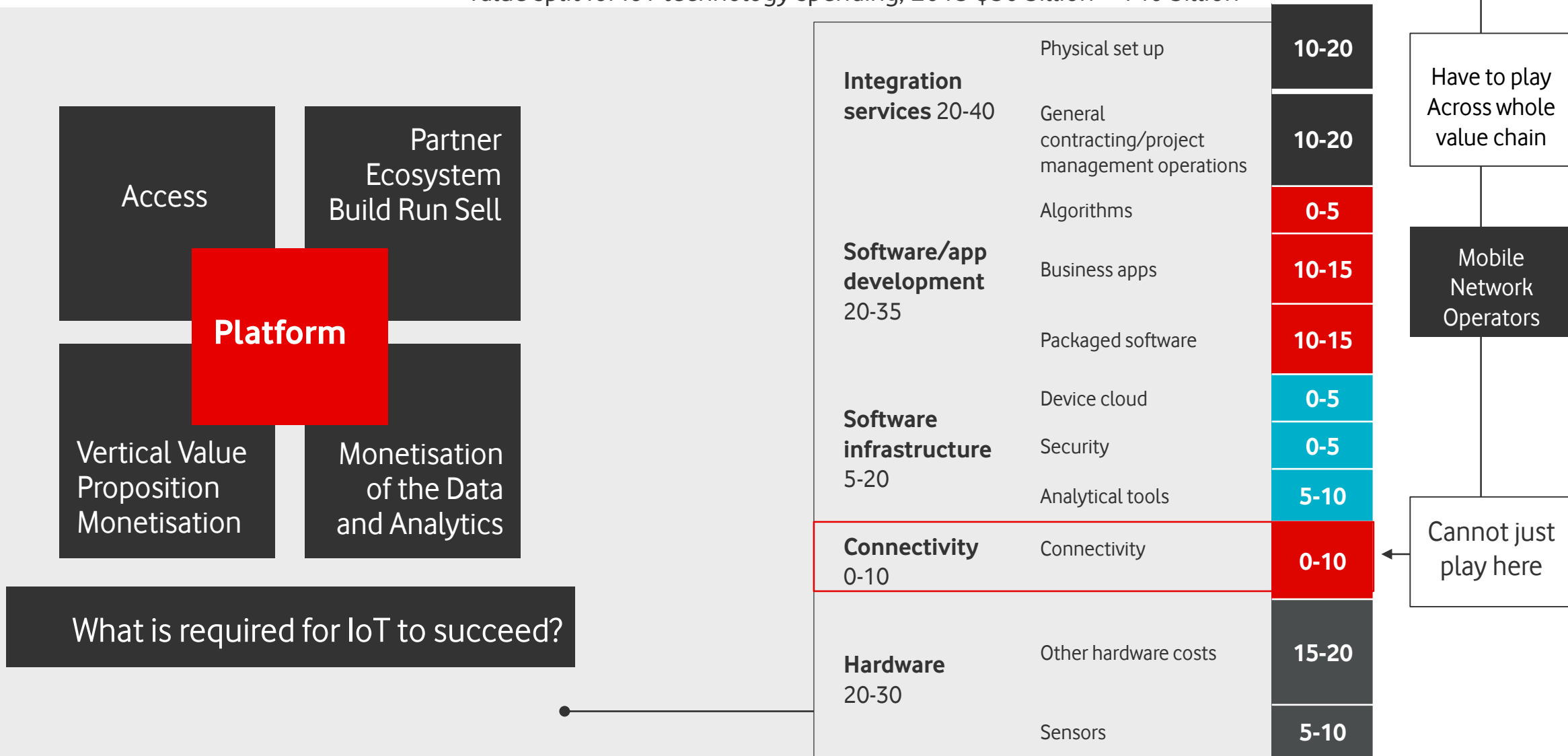
Source: IDC and McKinsey, 2016

... the South African market size will be enormous, with no dominant player emerging



Market | Our (and all Telcos) presence in today's value chain...

Value split for IoT technology spending, 2015 \$50 billion – 140 billion



Source: The Internet of Things: Mapping the value beyond the Hype. McKinsey Global Institute, June 2015



Vodacom IoT Strategy

Connectivity



Add capabilities to our connectivity platform

Application Enablement

Connectivity Management

Analytics

NB-IoT/
Cat-M 5G

Video and Audio



SCALE

Services



Grow services in selected vertical markets


Logistics


Agriculture


Utilities


Healthcare


Industrial



FOCUS

Platforms



Develop services that scale

IoT Enablement

Security

Analytics

Open Marketplace

Actionable Insights



BUILD





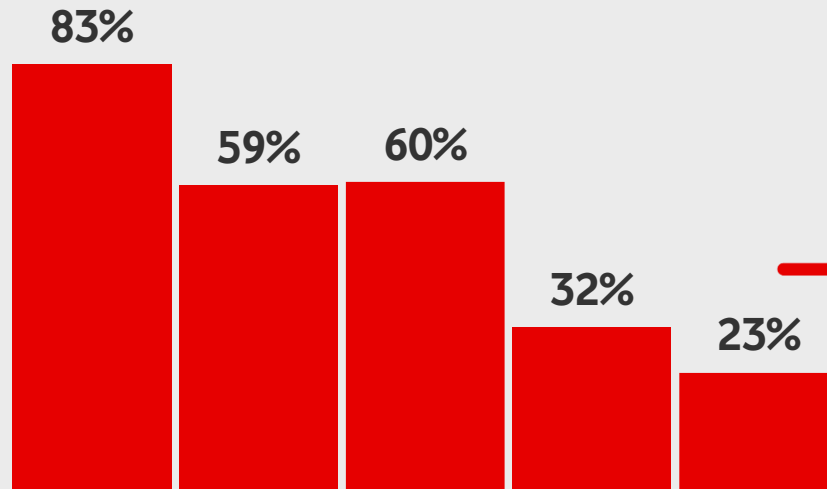
Vodacom Open Office 2018 M-Pesa Strategy

The future is exciting.
Ready?

In each of our markets, M-Pesa has become the most effective enabler for financial inclusion

M-Pesa Penetration Of GSM base

Active 30 day, FY18



Promoting Financial Inclusion

According to rigorous research by MIT's Poverty Action Lab over 10 years, M-Pesa significantly:

- Increases savings
- Reduces poverty and increases consumption
- Increases use of a bank account
- Increases resilience to financial shocks, e.g. serious sickness or accident
- Changes occupational choice (less likely to be a farmer, more likely to be in a business), especially for women

Bank penetration	55%	19%	40%	20%	11%
Payment card usage	11%	<5%	<5%	<5%	2%



Beyond Money Transfer | M-Pesa is evolving into a platform for Enterprise, Financial Services and Mobile Commerce



Money Transfer & Basic Services	Enterprise Payments	Financial Services	Mobile Commerce
<ul style="list-style-type: none"> • Agent deposit & withdraw • Person to Person (P2P) transfers and interoperability • Airtime and bundles, including J4U offers / CVM integration • International Money Transfer (IMT) 	<ul style="list-style-type: none"> • Bank to M-Pesa transfers • Bill payment and collections • Disbursements (e.g. salary payments, social welfare, NGO cash transfer programs) 	<ul style="list-style-type: none"> • Micro-savings and loans • Overdraft facilities • Handset financing • Agent and merchant loans • Group savings and loans • Micro-insurance • Financial management tools 	<ul style="list-style-type: none"> • Merchant acquiring (in-store and online) • B2B payments and “cashless distribution” • App store integration • Payment partnerships • Digital marketplaces • Loyalty and promotions • Ticketing



M-Pesa is Africa's biggest payments platform – and growing fast

Greatest customer reach of any African FSP

M-Pesa
32.3m
customers

Next African
MM player
21m

No 1
African bank
20m

More transactions than African card schemes combined

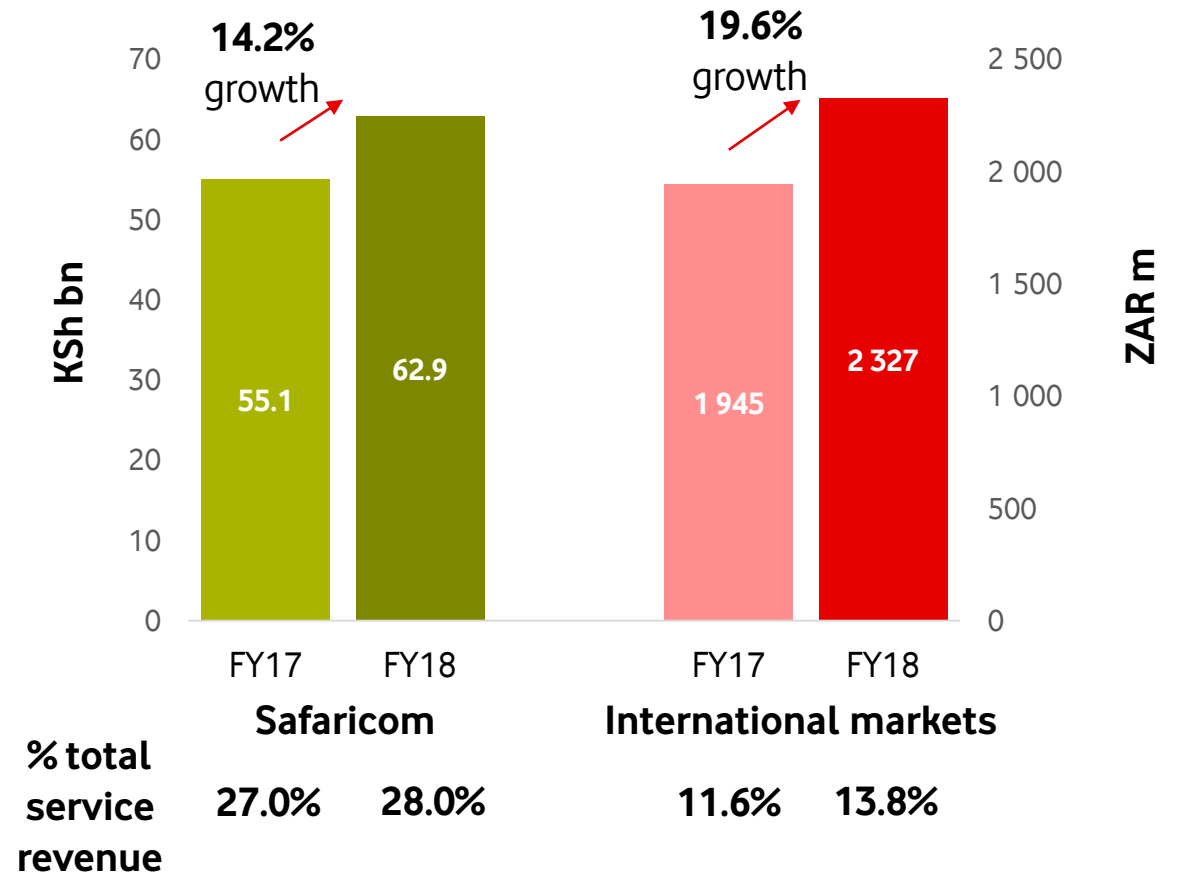
M-Pesa
8.8bn
TRX

African card
payments
8.4bn
TRX

PayPal
(Global)
8.2bn
TRX

Major revenue growth engine for Vodacom

as at 31 March 2018



Sources: McKinsey, 18 May 17 – “African Payments – Lessons from the Real Time Payments revolution”; Statista; Annual reports

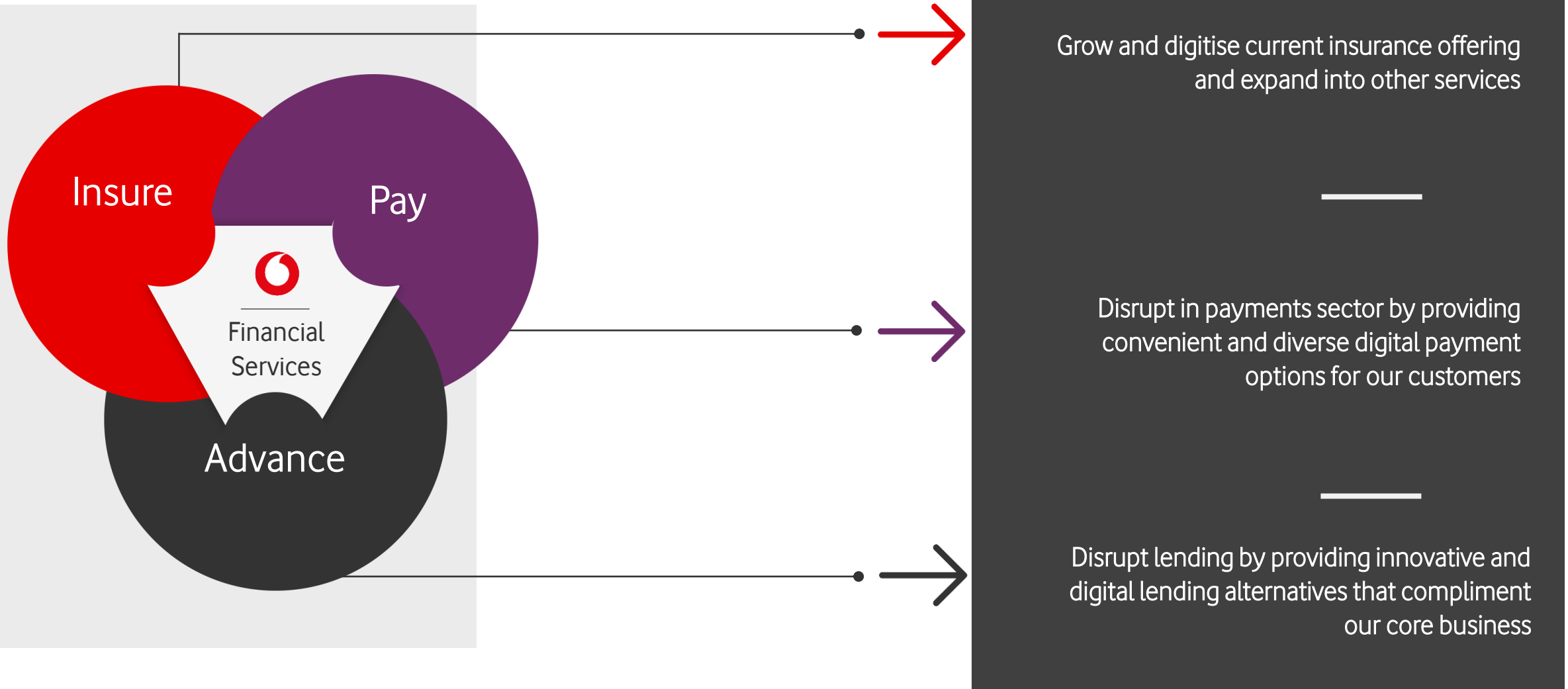




Vodacom Open Office 2018 Financial Services Strategy

The future is exciting.
Ready?

Financial Services





Vodacom Open Office 2018 Financial Services

The future is exciting.
Ready?



Vodacom Financial Services | Who are we?

4th LARGEST SHORT TERM INSURER BY EBITDA IN SOUTH AFRICA

1 Million active policies



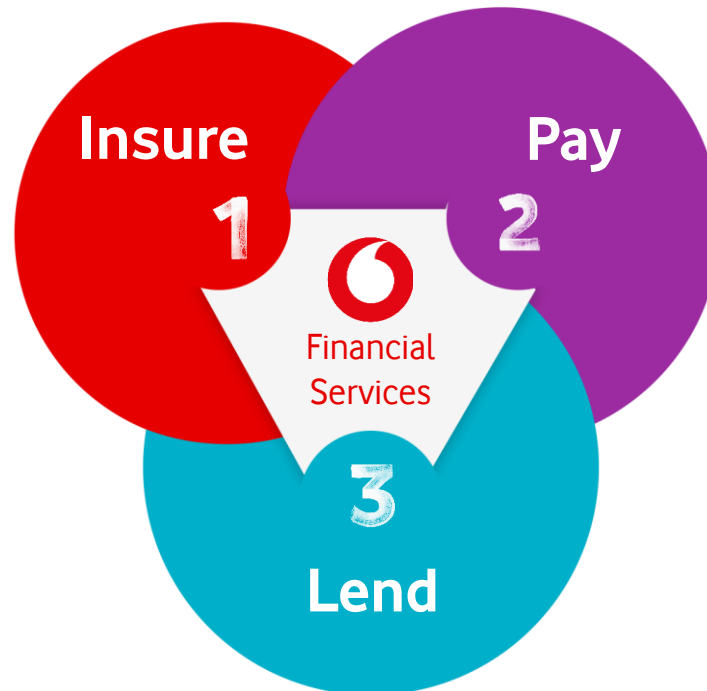
R1 Billion airtime sold through VER



Vodacom is the ONLY Telco in South Africa and Africa that has its own payment gateway

10x

Growth of Life & Funeral policies in the last 6 months to over **100 000**



AA

Airtime Advance

has grown **174%**

6M active customers



Airtime Advance | What is it?



Airtime

- ✓ R3
- ✓ R5
- ✓ R10
- ✓ R20

Data

- ✓ 20 MB
- ✓ 60 MB
- ✓ 100 MB

How to buy

Dial *135*082#

How to pay

Fees deducted from next recharge

Qualifying Criteria

3 Months on Vodacom Network
R29 minimum recharge value
Prepaid, TopUp & Uchoose plans



Vodacom Express Recharge | What is it?

Benefits

- Security**
Vodacom Express Recharge is safe and secure, as you are required to enter your ATM PIN to authorise any purchase.
- Convenience**
You can recharge anywhere, anytime by simply dialling *135*02#.
- Who can use Vodacom Express Recharge?**
This service is available to Prepaid, Top Up and uChoose customers.
- Limits**
The daily limit for purchasing Airtime is R1000 and a limit of R500 per transaction.
- Cost**
Using *135*02# is free – you only pay for your Airtime, Data or SMS bundle and, if applicable, the associated bank charges for using your card.
- How to recharge with Vodacom Express Recharge**
Simply dial *135*02# and follow the prompts.
- What you need to recharge**
You will need your debit or credit card number, as well as your PIN.

The future is exciting.
Ready?

vodacom

Recharge safely with Vodacom Express Recharge

Buy Airtime and Data with your debit or credit card anywhere, anytime.
Just dial *135*02#

How to buy

Dial *135*02#

How to pay

Use debit or credit card on USSD or My Vodacom App

Qualifying Criteria

Possess debit or credit card



Vodacom Device Cover | What is it?

Comprehensive
R19/month

Accidental Damage
R15/month

Contract Cover
R5,99/month

- ✓ Device repairs and replacements through nationwide network of Vodacom outlets.
- ✓ Device Insurance available to Vodacom contract and prepaid customers



How to buy

Vodacom stores

How to pay

Contract Customers – Charge to Bill
Prepaid Customers - Debit order

Qualifying
Criteria

New Device
Bank account (prepaid customers)

Vodacom Funeral Cover | What is it?



Vodacom Funeral Cover 4 You			
Weekly	Monthly	Cover	
R3	R12	R2 500	
R4.50	R18	R5 000	
R7.50	R30	R10 000	
Vodacom Funeral Cover 4 You & Your Family			
Weekly	Monthly	Your & Your Partner Cover	Children cover
R7.50	R30	R2 500	R 1250
R10	R40	R5 000	R2 500
R15	R60	R10 000	R5 000

- ✓ Premiums paid through prepaid recharge balance
- ✓ Easy and quick self-registration through USSD
- ✓ Pay weekly, monthly or in advance

How to buy

Dial *135*187#

How to pay

Premiums deducted from available recharge balance

Qualifying Criteria

Valid SA ID
Vodacom prepaid customers only
18-60 years old



Vodacom Life Cover | What is it?



- ✓ Cover is based on personal profile and circumstances
- ✓ No medical examinations required only a blood test
- ✓ Premiums from R125 per month

Life Insurance	Disability Cover	Serious Illness
Pays out tax-free lump sum death benefit of up to R1.5m	Pays out a tax-free lump sum on permanent disability of up to R1.5m	Pays out a tax-free lump sum on diagnosis of covered diseases, up to R1.5m

How to buy

Online quote, Call centre

How to pay

Debit order

Qualifying Criteria

Valid SA ID
Bank Account
18-65 years old



Vodacom Legal Cover | What is it?

Essential R90 000 litigation cover per year	Core R170 000 litigation cover per year	Plus R230 000 litigation cover per year
<ul style="list-style-type: none">✓ Cover for policyholder, spouse, dependent children (up to age 20)✓ Unopposed divorce matters✓ 11 additional benefits	<ul style="list-style-type: none">✓ Cover for policyholder, spouse, dependent children (up to age 25)✓ Unopposed divorce matters✓ Opposed divorce matters✓ Accidental death benefit✓ Bail money✓ 18 additional benefits	<ul style="list-style-type: none">✓ Cover for policyholder, spouse, dependent children (up to age 27)✓ Unopposed divorce matters✓ Opposed divorce matters✓ Accidental death benefit✓ Bail money✓ 23 additional benefits
R99.87 /month	R170.48 /month	R226.97 /month



The background features a complex digital interface. On the left, a robotic hand is visible. The center and right are filled with various data visualizations: a large circular gauge on the left with a 100% scale; a line graph with data points and percentages (18.5%, 33%, 29%); a bar chart with an upward-trending line; a 'SCAN PROCESS' graph with a fluctuating waveform; and several smaller circular gauges, one of which displays '6.11'. A world map is faintly visible in the upper right. A prominent red graphic, consisting of a curved line that forms a partial circle around the main text, is overlaid on the interface.

Vodacom Open Office 2018 Digital Services Strategy

The future is exciting.
Ready?

Digital Products and Services - is a key part of our vision



VOICE ERA

VAS



DATA ERA

Reasons to consume



DIGITAL ERA

Engaged user

DIGITAL APPROACH

Airtime Sales →

Today: Digital Service drives data →

Create Engaged user ecosystems →



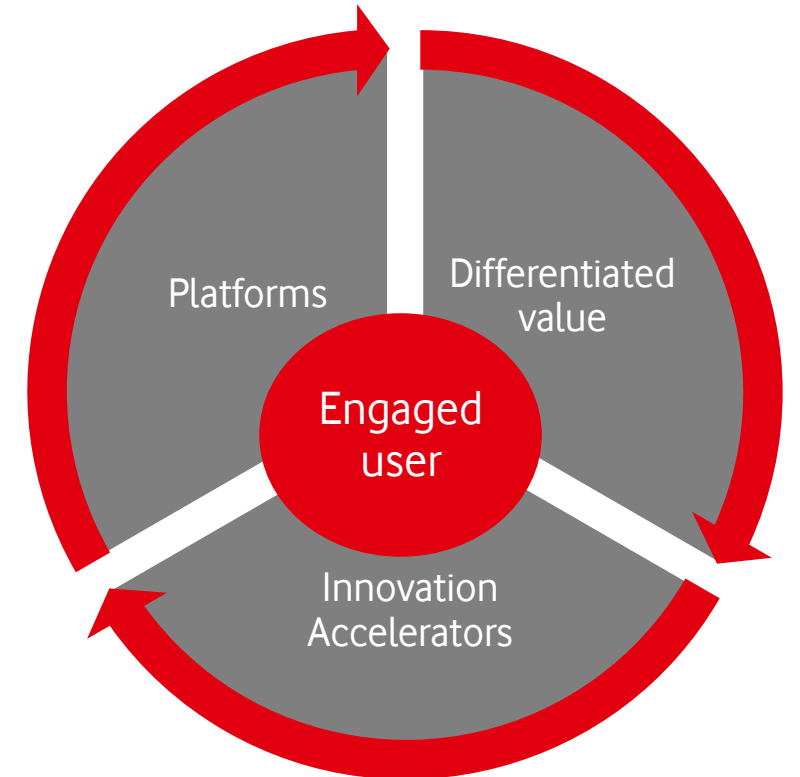
Engaged: Part of all customers' digital journey...

Rich Partnerships

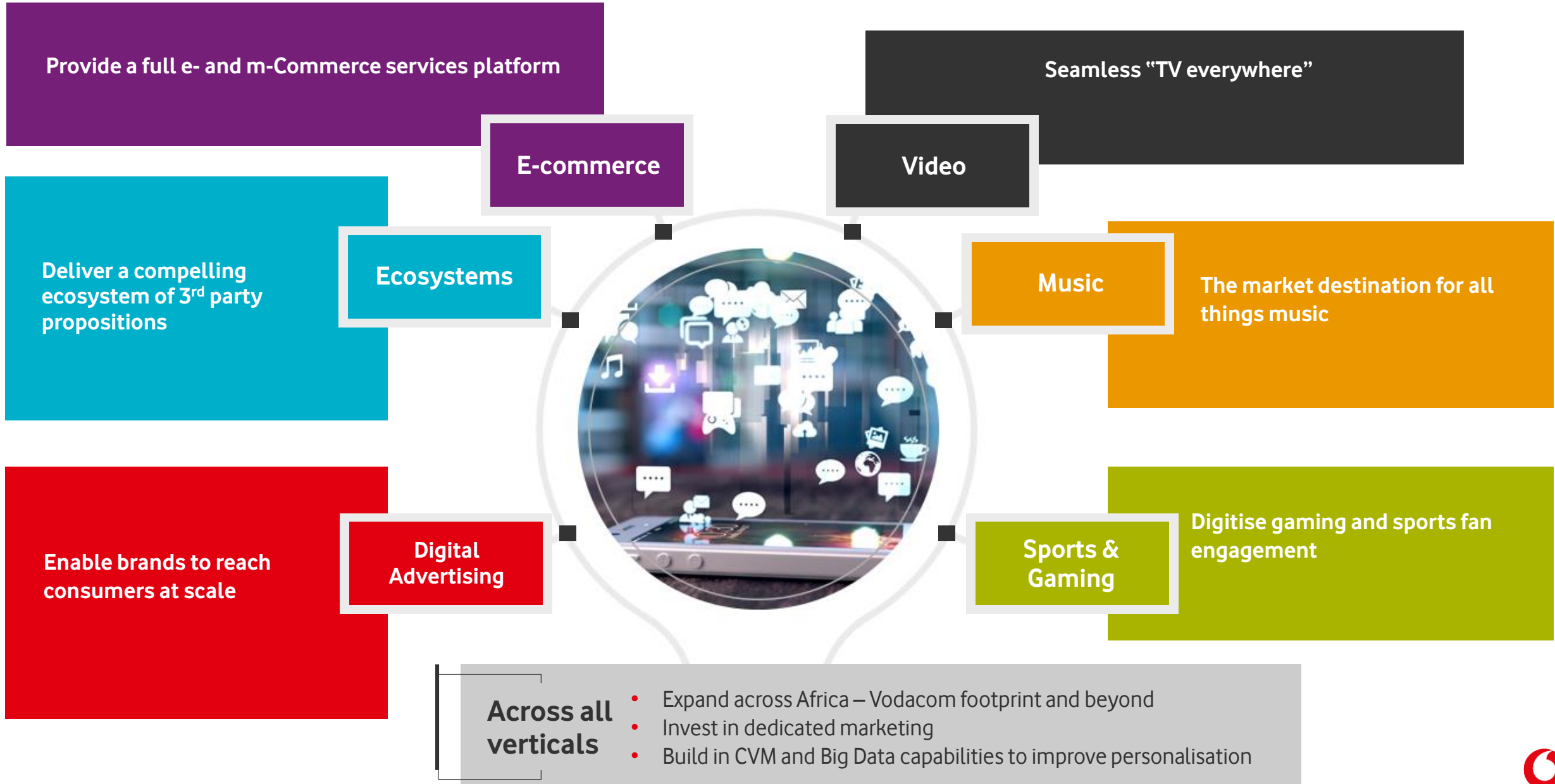
Differentiated experience

Segmented/
Flexible
Digital
Offers

Own Brands
with Over
the Top
Reach



Platforms for Digital Growth





Vodacom Open Office 2018 Big Data Strategy

The future is exciting.
Ready?

Strategy


Leverage our information advantage

Responsibly collect information on all interactions with and by our customers. Information only to be used with customers' consent and never shared with 3rd parties unless anonymized, aggregated and agreed by the customer.

Think Big, Start Small and Scale Fast

Automated AI solutions allow us to scale impact across the organisation

Single View of the Customer



Solution Automation



Applied Machine Learning

Smarter Organisation

Embed machine learning into business processes and customer journeys to enhance decision making, planning, operations and customer experience.



The journey from a gut feel business to Artificial Intelligence

Before 2015



Basic Gut Feel Analytics

Reactive descriptive analyses and decisions largely based on "gut-feel"

Learning Machine

Automated solutions

In the CVM domain

- Just for You
- Smart Notifications
- Upsize

2017



Machine Learning as a Service

Invested in an Applied Machine Learning platform with real-time and solution automation capability.

Applied Machine Learning

Successful bespoke applied machine learning solutions:

- Recommender engines
- Churn management
- Fraud management
- Call deflection and routing
- Smart investment

2019+



"Smart" Organisation

Accelerate adoption of Artificial Intelligence solutions through a well balanced buy/build strategy

Buy to accelerate impact, and build as a competitive differentiator.


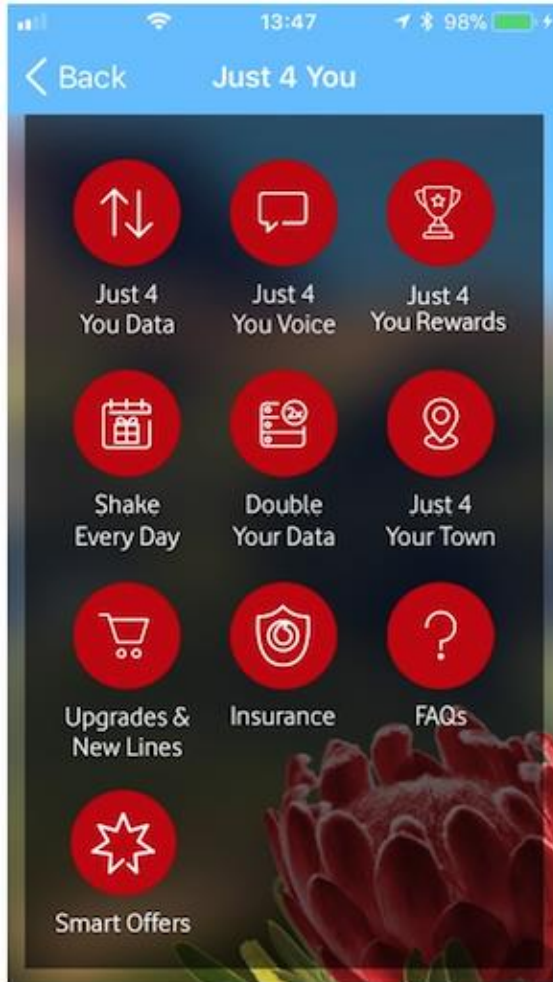




Vodacom Open Office 2018 Big data

The future is exciting.
Ready?

Second personalised store front to service our customers



Hyper-personalization

Global recommender with multiple product recommenders



More than **11,5 million customers** buying monthly



1,4 billion Just for You bundles sold in FY18/19



Hyper personalization through advanced machine learning

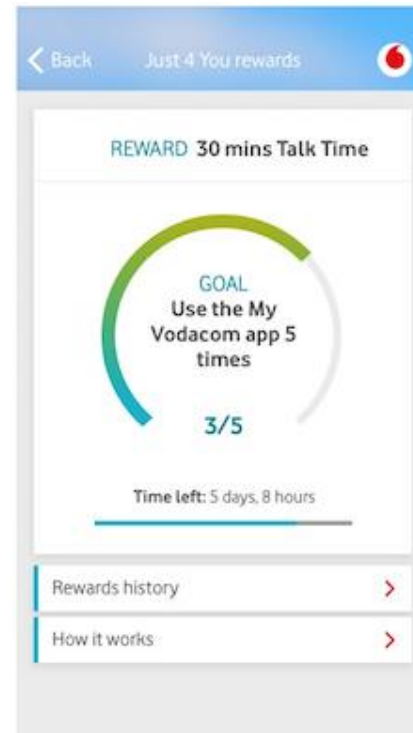
Easy access

to buy our products and services through intelligent recommendations



Loyalty

Reward loyal customers through Just for You for tenure and behavior



New growth

Support acceleration units with relevant cross-/up-sell offers



Video Play



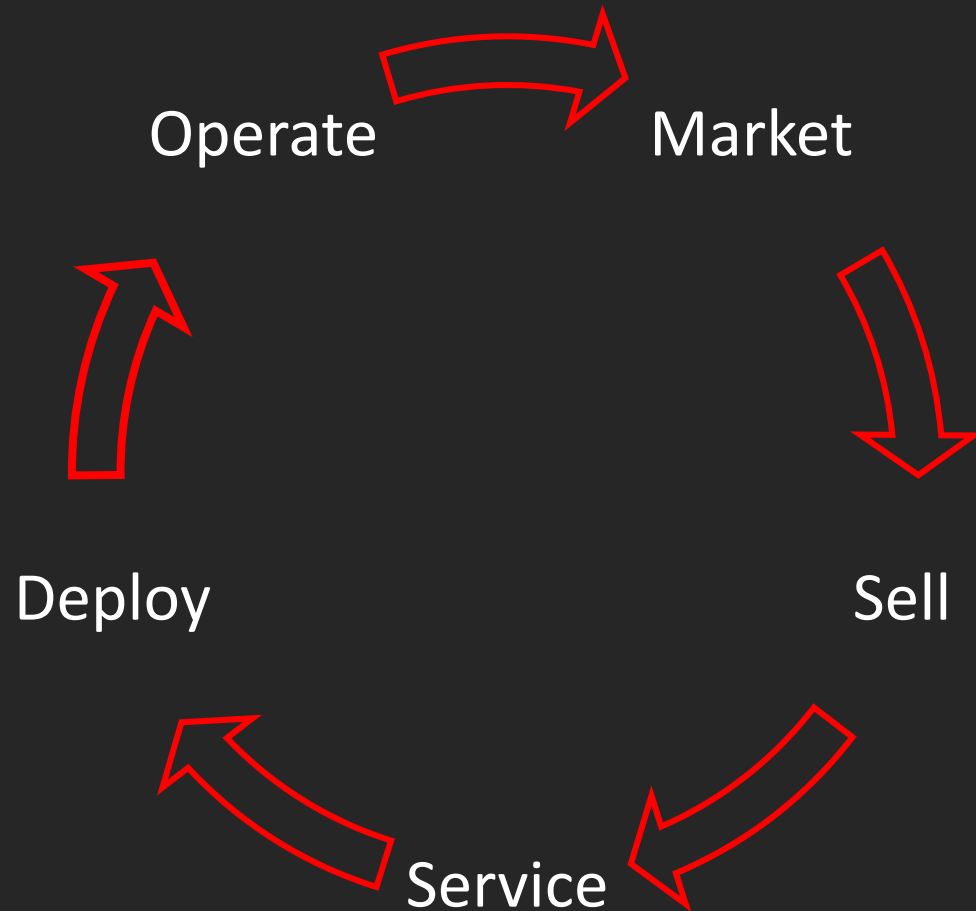
Digital

Vodacom

Till Streichert



Optimising the value chain through digital



- Machine learning
- Artificial intelligence
- Process automation
- Big data



Digital marketing

Now....

- High production cost – largely unidentified target audiences
- Traditional marketing, low returns likely
- Large base of customers less engaged on traditional channels, more engaged on social media, streaming and other channels

Increase digital marketing spend 20% to 45% of publicity spend

Our transformation....

- Micro productions for various products and services – significant increase in available inventory
- Data-enabled targeted messaging (lower costs, higher returns)
- Digital marketing to ensure spend optimisation and target higher sales
- Direct enabler driving digital customer behaviour

Optimise spend for best returns



Digital sales and omni-channel

Now....

- Customers moving to digital channels
- Online allows for direct interaction with customers
- I want to start one place and end at another
- I want to shop when I want and I want you to know what I need

35% digital upgrades
35% online sales
18% direct airtime sales

Our transformation....

- Use of AI to predict what customers want
- Develop online first experience
- Direct recharge channels, cutting out the middleman
- Digital processes for a frictionless experience

Reduce the cost acquire
and retain customers



Digitally serviced

Now....

- Customers want to be empowered and informed
- Customers expect you to know what their pain points are before they know
- More products and service = more interaction

Our transformation....

- Intelligent chatbots to will solve simple queries – across multiple channels
- Use of AI to predict and pro-actively fix
- Big data to personalise call centre experience
- Digital tools to empower customers
- Upsell opportunity with targeted and dynamic content

Increase Tobi/bot engagement 10x
Increase app transactions 10x
Increase web transactions 10%

Halve call volumes in 5
years



Smart deployment

Now....

- Rule based and ad-hoc deployment
- Fragmented data sources
- Augmented by human analysis
- Sequential and time consuming

Our transformation....

- Use of AI, Big Data and machine learning to optimise capex allocation
- Expanding data sources from 18 to 43
- Overlay with social media information
- Accurate and per site profitability information
- Dynamic and real-time optimisation

30-40% of Capex
investment informed
by tool

Improved ROCE



Smart operations

Now....

- Manual processing
- Mundane, repetitive tasks
- Labour intensive process
- Legacy complexity

Our transformation....

- Robotic process automation
- Artificial intelligence and machine learning
- Varied cognitive services
- Natural language processing

450+ processes automated
350+ bots deployed


Man hours saved to
reskill for new business



The digital opportunity

South Africa leading

R21bn



Commissions

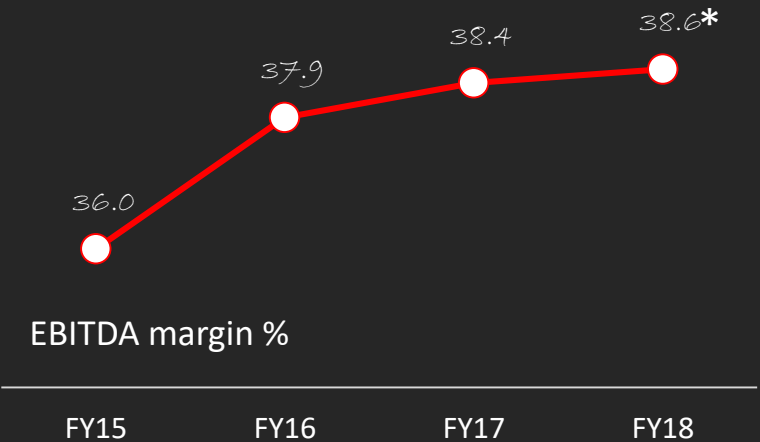
Opex

c.30% is addressable through digitisation

- Distribution
- Digital marketing
- Digital services
- Smart operations

Across the Group

- Improved customer experience
- Continued operational leverage



* Excluding Rain effects



Key takeouts



- The digital life of the customer at centre of what we do
- The preferred partner for Enterprise digitalisation
- Transforming – traditional telco to digital technology company
- Early adopter of transformative digital technologies
- Constructively engaging with regulators to enable digital future for all



Forward-looking statements

This presentation for Vodacom Group Limited contains 'forward-looking statements', which have not been reviewed or reported on by the Group's auditors, with respect to the Group's financial condition, results of operations and businesses and certain of the Group's plans and objectives. In particular, such forward-looking statements include statements relating to: the Group's future performance; future capital expenditures, acquisitions, divestitures, expenses, revenues, financial conditions, dividend policy, and future prospects; business and management strategies relating to the expansion and growth of the Group; the effects of regulation of the Group's businesses by governments in the countries in which it operates; the Group's expectations as to the launch and roll out dates for products, services or technologies; expectations regarding the operating environment and market conditions; growth in customers and usage; and the rate of dividend growth by the Group.

Forward-looking statements are sometimes, but not always, identified by their use of a date in the future or such words as "will", "anticipates", "aims", "could", "may", "should", "expects", "believes", "intends", "plans" or "targets" (including in their negative form). By their nature, forward-looking statements are inherently predictive, speculative and involve risk and uncertainty because they relate to events and depend on circumstances that may or may not occur in the future. There are a number of factors that could cause actual results and developments to differ materially from those expressed or implied by these forward-looking statements. These factors include, but are not limited to, the following: changes in economic or political conditions in markets served by operations of the Group; greater than anticipated competitive activity; higher than expected costs or capital expenditures; slower than expected customer growth and reduced customer retention; changes in the spending patterns of new and existing customers; the Group's ability to expand its spectrum position or renew or obtain necessary licences; the Group's ability to achieve cost savings; the Group's ability to execute its strategy in fibre deployment, network expansion, new product and service roll-outs, mobile data, Enterprise and broadband; changes in foreign exchange rates, as well as changes in interest rates; the Group's ability to realise benefits from entering into partnerships or joint ventures and entering into service franchising and brand licensing; unfavourable consequences to the Group of making and integrating acquisitions or disposals; changes to the regulatory framework in which the Group operates; the impact of legal or other proceedings; loss of suppliers or disruption of supply chains; developments in the Group's financial condition, earnings and distributable funds and other factors that the Board takes into account when determining levels of dividends; the Group's ability to satisfy working capital and other requirements; changes in statutory tax rates or profit mix; and/or changes in tax legislation or final resolution of open tax issues.

All subsequent oral or written forward-looking statements attributable to the Group or any member thereof or any persons acting on their behalf are expressly qualified in their entirety by the cautionary statements above and below. Vodacom expressly disclaims any liability in respect of the content of any forward looking statement and also expressly disclaims any obligation or undertaking to disseminate any updates or revisions to any forward-looking statements contained herein or to reflect any change in their expectations with regard thereto or any change in events, conditions or circumstances on which any such forward-looking statement is based.





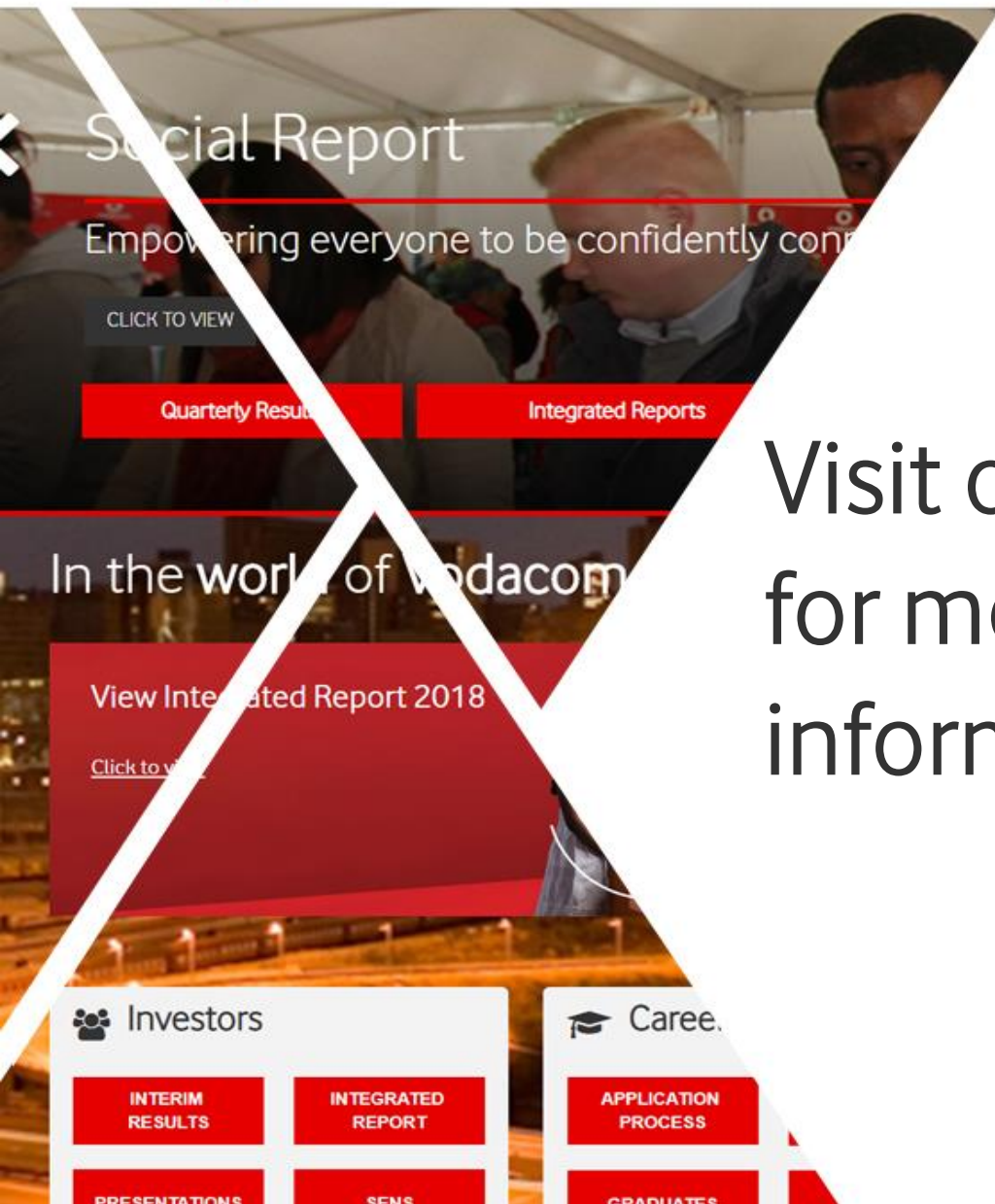
About Us

Investors

Press

Careers

More information



Visit our website
for more
information

FY19 upcoming dates




Interim results
12 November 2018

Q3 results
24 January 2019

Contact us

VodacomIR@vodacom.co.za

Follow us on social media

 @vodacom

 Facebook.com/vodacom

<http://www.vodacom.com>

